

# Epicor Financial Planning & Analysis (FP&A)

The SaaS financial budget planning solution that offers depth, sophistication, and ease of use in equal measures

Data has been the new currency in today's digital landscape. Leading businesses are not only empowered by data; they have the means to harness it to get the insights needed to inform their strategy. However, teams stuck using outdated budgeting methods often have to deal with the looming question at the back of their heads: Do I have the correct figures? Are these numbers updated?

While still a powerful personal tool, an Excel® spreadsheet, lacks several capabilities needed for effective financial budgeting and planning. For example, it lacks collaboration capabilities to develop accurate and cohesive budgets that are reliable enough to present to the executive management or the board. It also lacks the needed multi-layer security to reinforce numbers confidentiality and protection within and outside the organization.

## The FP&A Difference in Budget Planning

FP&A offers organizations – big or small, the ability to predict what is going to happen to the business using a dynamic and user-friendly solution. EFP uses the best practice approach throughout the solution as it looks at how you currently do things and suggest streamlined working methods that still make sense for your business. All these are initially done within the bounds of the FP&A off-the-shelf offering.

Once your process is streamlined, FP&A will automate specific tasks to cut down the budget cycle time significantly. FP&A prefers intelligent process streamlining before automating, because automation only makes things faster, not necessarily better.

## + At a Glance

### Benefits

Financial Planning and Analysis for simple and complex requirements

Enable relevant and correct information on time

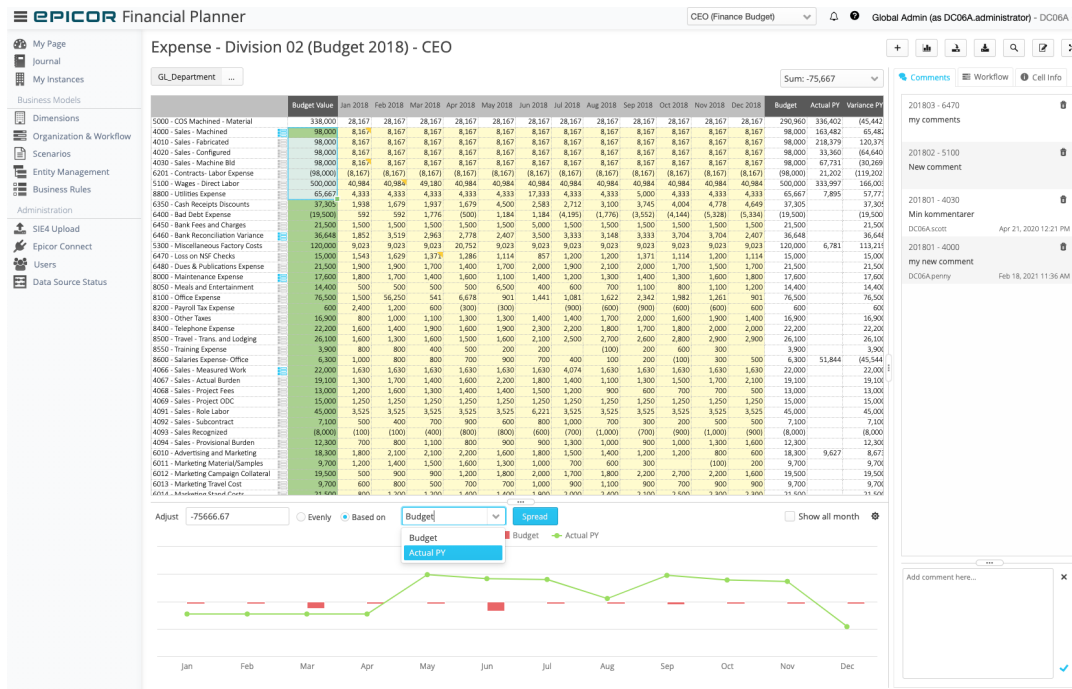
Reduce budget cycle time

Handle complex business models

Improve collaboration

One truth in the organization



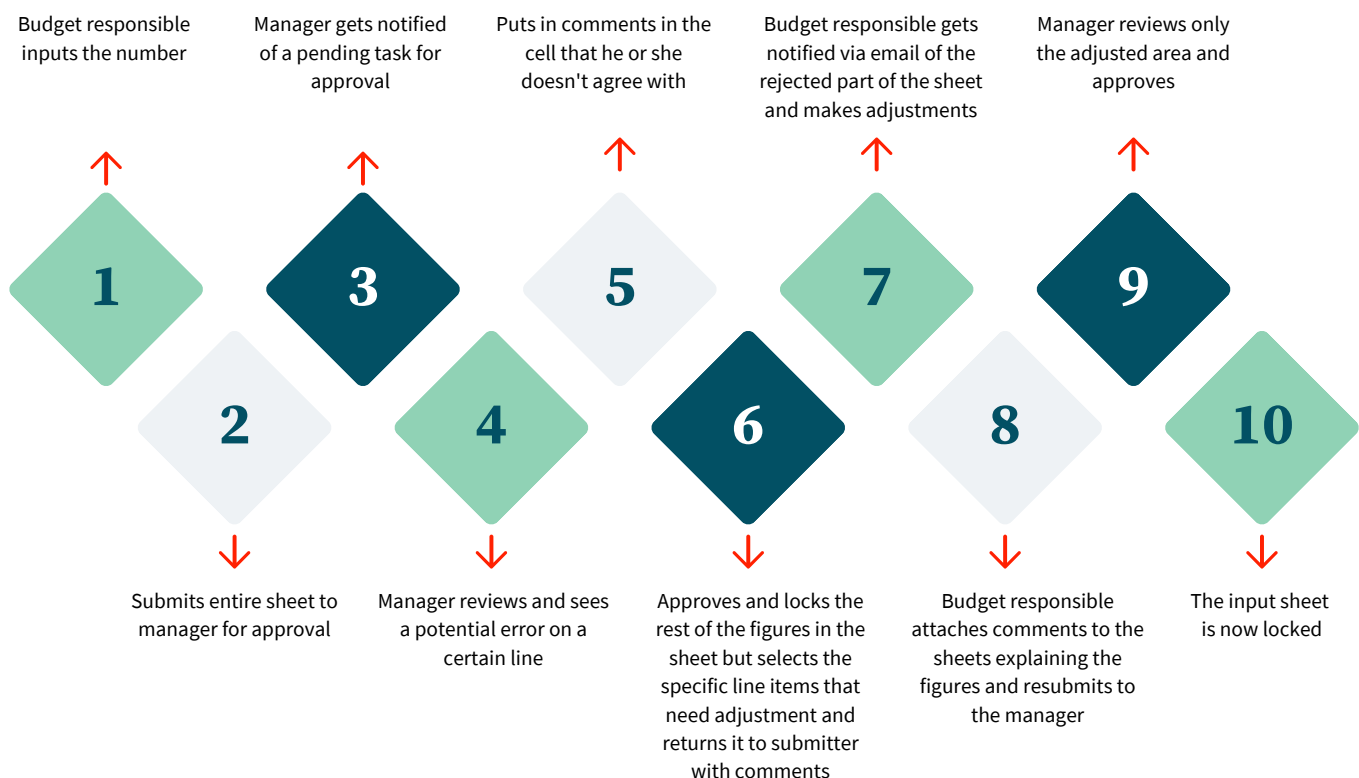


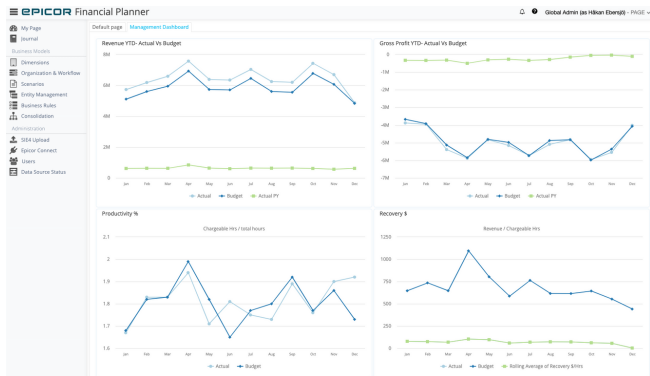
## The budget workflow in FP&A – a way of working that works!

FP&A applies good budgeting practices that are designed to minimize errors and inconsistencies and engage front-line managers with the unique perspective of their departments to collaborate with the finance department so that top-down guidelines may be combined with bottom-up knowledge. To start, FP&A will let you map your organizational tree into the solution.

This organizational tree will contain information such as positions, people holding the key roles, tasks assigned to that position, and permissions attached to each position. With FP&A, your finance department will also be heavily involved in the account mapping within the solution to define the reporting and budgeting structures clearly.

Here is a simplified view of the process:



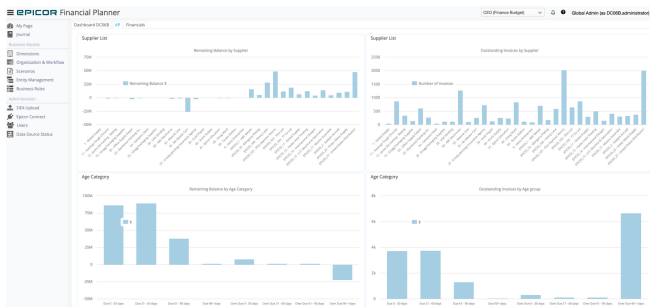


### The FP&A Dashboard – A curated view to highlight numbers that matter

When logging in to FP&A, you immediately see your dashboard. This dashboard contains graphs that are relevant to your line of work. Setting up this dashboard requires no coding at all. It is all done via the web with just a few clicks on the button and without need for any IT assistance.

In this dashboard, you have access to graphs and a list of your assignments and tasks. You will also have access to team announcements set up by your administrator. Whether you want to display gross margin, revenue, budget versus actual, the choice of what you want to see in your dashboard is all yours to decide.

Want to set up multiple dashboards to cover sales and finance? You can do that, too.

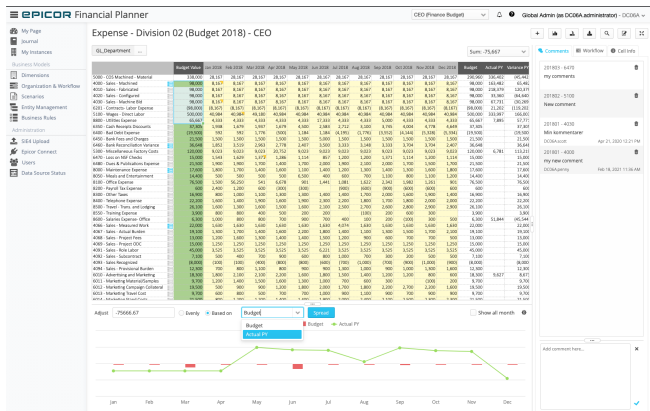


### Budget Worksheets and Input Sheets – Smart features that make inputs and adjustments easier

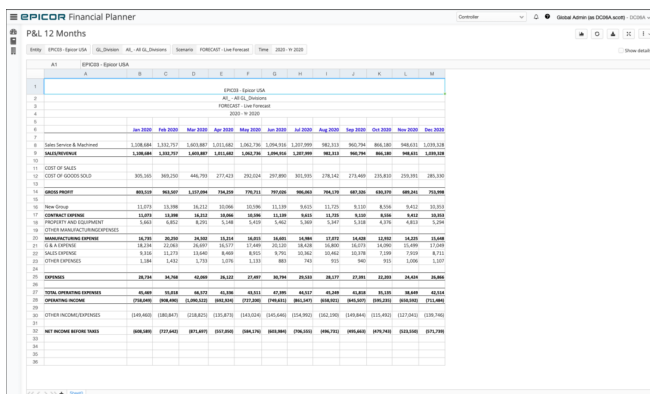
Business users and budget stakeholders only see the worksheets they are allowed to access. The web input sheets have an intuitive design, eliminating the need to ask questions on how to use the solution. FP&A is always simple and easy to use.

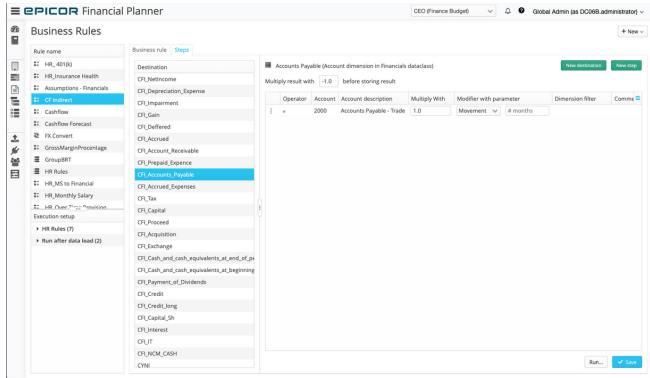
The assignments on the dashboard give a personalized overview on the budget planning tasks.

The input sheet features smart actions like in-line analytics, export to Excel, search, edit, expand sheet, spread method, or commenting for improved collaboration.



Excel-like capabilities in the web-based view allow stakeholders to use formulas or cell references.

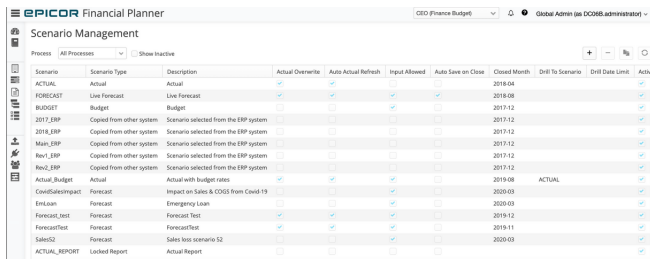




### Business Rule Engine – Automate Complex tasks with rules

One of the main reasons why FP&A is the solution of choice for many customers is because of its business rules engine. The capability of handling highly complex calculations in a simple way through its built-in business rules engine showcases the depth and sophistication of FP&A as a budgeting solution.

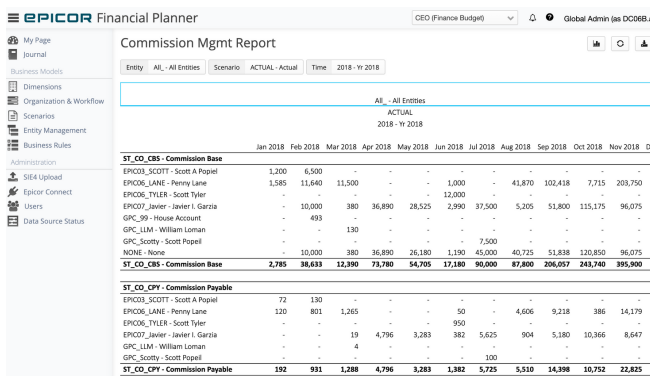
You can have multiple pre-built rules such as direct and indirect cash flow, consolidation, and more. The business rules engine in FP&A supports complex HR calculations as well. No matter how advanced the rule you want to run, all of these are accomplished without hard coding or IT assistance.



### Unlimited what-if analysis - Model Different Scenarios

FP&A allows you to identify best- and worst-case scenarios, you learn how to anticipate change triggers, you get to streamline and fast-track your response. FP&A enables you to deal with disruptive times by making the speed and accuracy of your response shorter to mitigate risks.

You can input both historical data and assumptions about future performance. From there, you can derive various ratio analyses and other performance metrics such as profit margins, cash in hand, etc. With the what-if capabilities in FP&A, you can toy around with various circumstances using any two assumptions. You get to observe its effect on the financial model while adding flexibility to your financial and valuation models. With this capability, you can predict outcomes in almost all possible departments in your organization – Sales, marketing, HR.



### Power BI Support – Enable a deeper and quicker analysis

Enable deeper and faster analysis by integrating with in-house Power BI models. This direct support for Power BI and tabular cubes in the cloud will help ensure you get a complete picture of the business.

### Live and rolling forecasts – Make resource decisions as close to real-time as possible

FP&A gives you timely vision into the next twelve months at any given point in the year. FP&A allows you to re-calibrate your forecasts and resource allocation every month or quarter, depending on what is actually happening in your business. This reality-tested approach to target setting keeps everyone in your team honest and agile.

### Uncompromising security – Protect your data integrity

FP&A is AICPA SOC II compliant and GDPR-compliant. With FP&A, you also get a multi-layered approach to handling data security. You get cell-level, role-based level, and server-level enforced security. To add to this, FP&A also hosts data in trustworthy countries with the lowest risk of state intrusion.

### About Epicor FP&A

Epicor Financial Planning and Analysis (Epicor FP&A) is owned by Epicor since the acquisition of a former ISV partner, DSPanel on March 1, 2023 and it is a mature solution, allowing full financial reporting, planning, budgeting, performance management, and consolidation capabilities that complement your selected combination of ERP and line of business systems. It is designed to support a multitude of moderately complex to very complex business issues and is designed to scale as your business grows in revenue and complexity. To see a demo of Cloud FP&A today or to inquire about its pricing, please contact your Epicor Account Manager.



## EPICOR

We're here for the hard-working businesses that keep the world turning. They're the companies who make, deliver, and sell the things we all need. They trust Epicor to help them do business better. Their industries are our industries, and we understand them better than anyone. By working hand-in-hand with our customers, we get to know their business almost as well as they do. Our innovative solution sets are carefully curated to fit their needs, and built to respond flexibly to their fast-changing reality. We accelerate every customer's ambitions, whether to grow and transform, or simply become more productive and effective. That's what makes us the essential partners for the world's most essential businesses.

Contact Us Today: [info@epicor.com](mailto:info@epicor.com) | [www.epicor.com](http://www.epicor.com)

The contents of this document are for informational purposes only and are subject to change without notice. Epicor Software Corporation makes no guarantee, representations, or warranties with regard to the enclosed information and specifically disclaims, to the full extent of the law, any applicable implied warranties, such as fitness for a particular purpose, merchantability, satisfactory quality, or reasonable skill and care. This document and its contents, including the viewpoints, testimonials, dates, and functional content expressed herein are believed to be accurate as of its date of publication, May 2023. Use of Epicor products and services are subject to a master customer or similar agreement. Usage of the solution(s) described in this document with other Epicor software or third-party products may require the purchase of licenses for such other products. Epicor, the Epicor logo are trademarks or registered trademarks of Epicor Software Corporation in the United States, and in certain other countries and/or the EU. Microsoft® Excel® is a trademark of Microsoft Corporation. in the United States and other countries. Copyright © 2023 Epicor Software Corporation. All rights reserved.